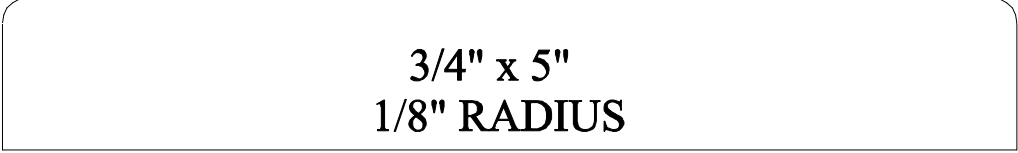


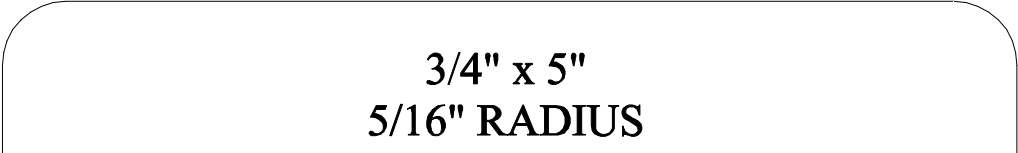
**RADIUSED EDGES**  
**ALL DIMENSIONS ARE VARIABLE**



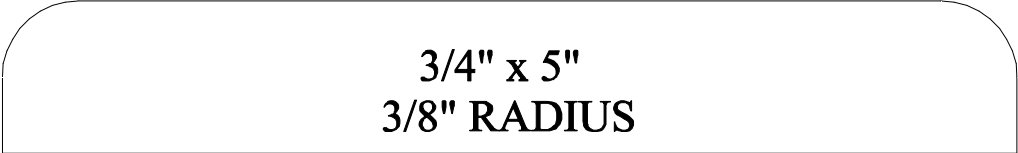
**$3/4'' \times 5''$   
 $1/8''$  RADIUS**



**$3/4'' \times 5''$   
 $1/4''$  RADIUS**



**$3/4'' \times 5''$   
 $5/16''$  RADIUS**



**$3/4'' \times 5''$   
 $3/8''$  RADIUS**

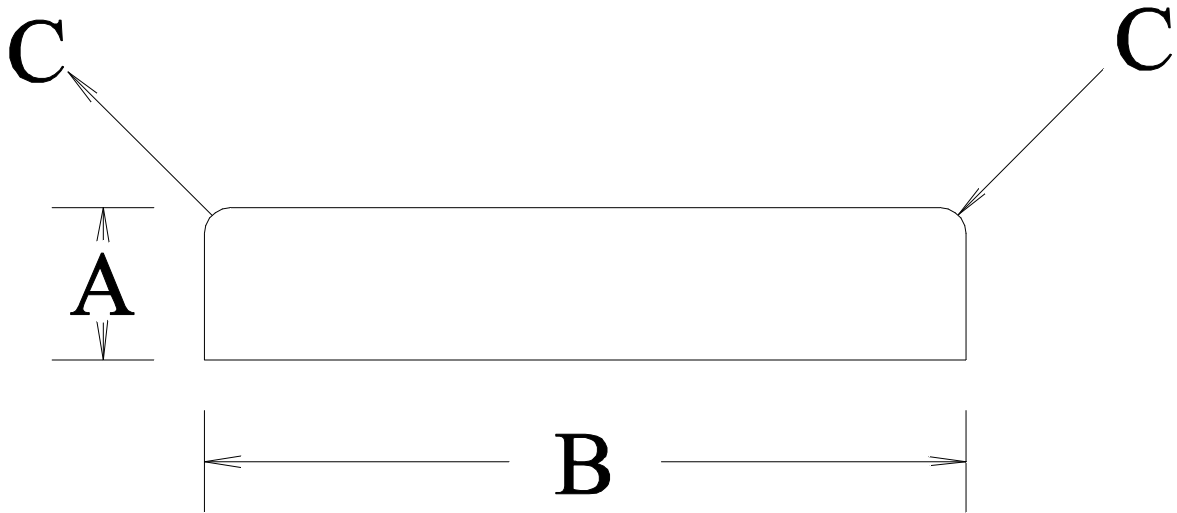


**$3/4'' \times 5''$   
 $1/2''$  RADIUS**



**$3/4'' \times 5''$   
 $3/4''$  RADIUS**

# WC-41




**A = THICKNESS**

**B = WIDTH**

**C = RADIUS**

# WC-43



**A = THICKNESS**


**B = WIDTH**

**C = RADIUS**

# RADIUSED EDGES



**WC-36**  
**3/4" x VARIES**



**WC-37**  
**13/16" x VARIES**



**WC-38**  
**1" x VARIES**